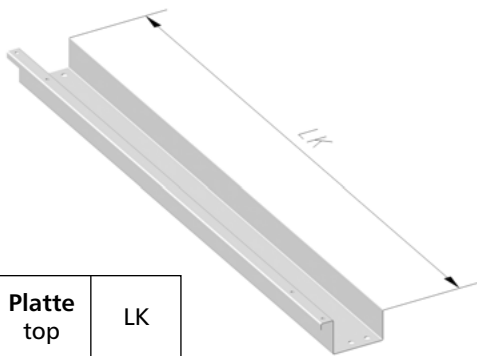


BENCH HE

- elektrische Höhenverstellung
- stufenlose Höhenverstellung
- Verstellbereich 200 mm von 655 – 855 mm
- Seitenteile aus Profilrohr
- electrical adjustment
- adjustable in range of 200 mm from 655 – 855 mm
- material side legs 50 x 50

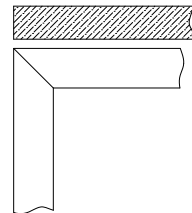


Kabelkanal – einseitig an der Tischplatte anschraubbar
 Cable duct – to screw under the table top



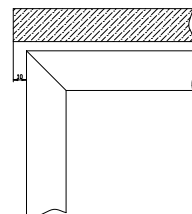
Artikel-Nr. Item-no.	Platte top	LK
612.21	800	625
612.22	1000	825
612.23	1200	1025
612.24	1400	1225
612.25	1600	1425
612.26	1800	1625
612.27	2000	1825

Plattenbündig
 flush with desktop



Artikel-Nr. Item-no.	B		
	600	800	1000
800	55.PB.0806	55. PB.0808	55. PB.0810
1000	55. PB.1006	55. PB.1008	55. PB.1010
1200	55. PB.1206	55. PB.1208	55. PB.1210
1400	55. PB.1406	55. PB.1408	55. PB.1410
1600	55. PB.1606	55. PB.1608	55. PB.1610
1800	55. PB.1806	55. PB.1808	55. PB.1810
2000	55. PB.2006	55. PB.2008	55. PB.2010

Eingerückt
 recessed



Artikel-Nr. Item-no.	B		
	580	780	980
780	55.0806	55.0808	55.0810
980	55.1006	55.1008	55.1010
1180	55.1206	55.1208	55.1210
1380	55.1406	55.1408	55.1410
1580	55.1606	55.1608	55.1610
1780	55.1806	55.1808	55.1810
1980	55.2006	55.2008	55.2010

L **Plattenlänge** • length of desktop
 B **Plattenbreite** • deep of desktop