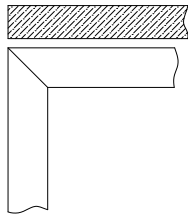


BENCH HK

- zentrale Kurbel von der Bedienerseite
 - stufenlose Höhenverstellung
 - Verstellbereich 200 mm von 655 – 855 mm
 - Seitenteile aus Profilrohr 50 x 50 mm
- central crank
 - stepless adjustment
 - adjustable in range of 200 mm from 655 – 855 mm
 - material side legs 50 x 50 mm



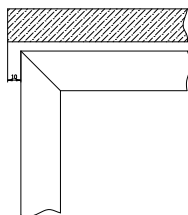
Plattenbündig
flush with desktop



Artikel-Nr.
Item-no.

L	B		
	600	800	1000
800	54.PB.0806	54.PB.0808	54.PB.0810
1000	54.PB.1006	54.PB.1008	54.PB.1010
1200	54.PB.1206	54.PB.1208	54.PB.1210
1400	54.PB.1406	54.PB.1408	54.PB.1410
1600	54.PB.1606	54.PB.1608	54.PB.1610
1800	54.PB.1806	54.PB.1808	54.PB.1810
2000	54.PB.2006	54.PB.2008	54.PB.2010

Eingerückt
recessed

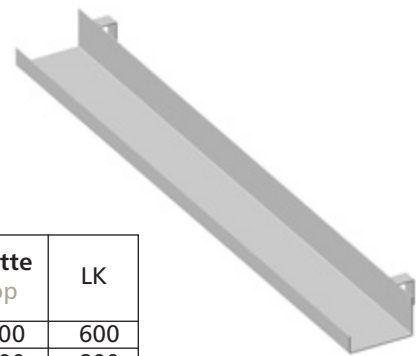


Artikel-Nr.
Item-no.

L	B		
	600	800	1000
800	54.0806	54.0808	54.0810
1000	54.1006	54.1008	54.1010
1200	54.1206	54.1208	54.1210
1400	54.1406	54.1408	54.1410
1600	54.1606	54.1608	54.1610
1800	54.1806	54.1808	54.1810
2000	54.2006	54.2008	54.2010

L **Plattenlänge** • length of desktop
B **Plattenbreite** • deep of desktop

Kabelkanal zum Einhängen und Unterschrauben
cable duct to hang up on the beam and screw under the tabletop



Artikel-Nr. Item-no.	Platte top	LK
51.0Z9060.0	600	600
51.0Z9080.0	800	800
51.0Z9100.0	100	1000
51.0Z9120.0	1200	1200
51.0Z9140.0	1400	1400
51.0Z9160.0	1600	1600
51.0Z9180.0	1800	1800
51.0Z9200.0	2000	2000