

Verbindungs-traverse, Basis-Ausführung
beam

Art.-Nr. Item-no.	LT	Platte top
912.208	670	800
912.210	870	1000
912.212	1070	1200
912.214	1270	1400
912.216	1470	1600
912.218	1670	1800
912.220	1870	2000




Verbindungs-traverse, geschlitzt für abklappbaren Kabelkanal
beam with slots for flap up cable duct

Art.-Nr. Item-no.	LT	Platte top
912.TS.080	670	800
912.TS.100	870	1000
912.TS.120	1070	1200
912.TS.140	1270	1400
912.TS.160	1470	1600
912.TS.180	1670	1800
912.TS.200	1870	2000




Kabelkanal – einseitig an der Tischplatte anschraubbar
cable duct – to screw under the tabletop

Art.-Nr. Item-no.	LK	Platte top
612.20	425	600
612.21	625	800
612.22	825	1000
612.23	1025	1200
612.24	1225	1400
612.25	1425	1600
612.26	1625	1800
612.27	1825	2000



Kabelkanal – einseitig in Traverse einhängbar
cable duct – to connect with beam

Art.-Nr. Item-no.	LK	Platte top
905.KK.080	650	800
905.KK.100	850	1000
905.KK.120	1050	1200
905.KK.140	1250	1400
905.KK.160	1450	1600
905.KK.180	1650	1800
905.KK.200	1850	2000




Kabelkanal – beidseitig an der Tischplatte anschraubbar
cable duct – to screw under the tabletop

Art.-Nr. Item-no.	LK	Platte top
912.351	450	800
912.352	650	1000
912.353	850	1200
912.354	1050	1400
912.355	1250	1600
912.356	1450	1800
912.357	1650	2000
912.358	1850	2200

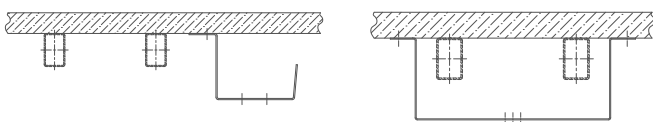


Kabelkanal – beidseitig in Traverse einhängbar
cable duct – to connect with beam

Art.-Nr. Item-no.	LK	Platte top
905.KKD.080	650	800
905.KKD.100	850	1000
905.KKD.120	1050	1200
905.KKD.140	1250	1400
905.KKD.160	1450	1600
905.KKD.180	1650	1800
905.KKD.200	1850	2000



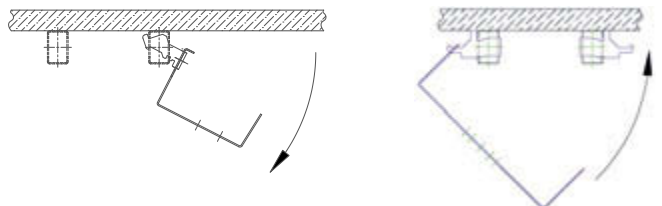
Montagehinweis
assembly instruction



Artikel-Nr. Item-no.	612.
-------------------------	------

Artikel-Nr. Item-no.	912.
-------------------------	------

Montagehinweis
assembly instruction



Artikel-Nr. Item-no.	905.KK
-------------------------	--------


Artikel-Nr. Item-no.	905.KKD
-------------------------	---------

Verbindungstraverse, flexibel
beam flexible



Art.-Nr. Item-no.	Platte top
912.1150-1800	1150 – 1800

Traversenrahmen, flexibel
truss frame flexible



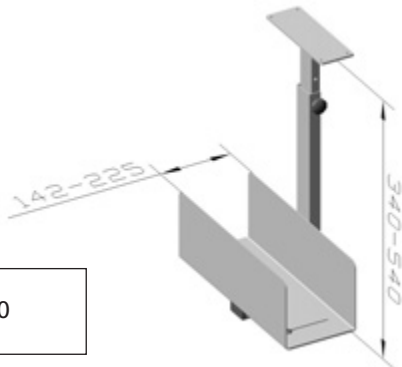
Art.-Nr. Item-no.	Platte top
912.TKT.1200-2000	1200 – 2000

Flexibler Kabelkanal, stufenlos einstellbar
extendable cable duct



Art.-Nr. Item-no.	Platte top
905.KK.1200-2000	1200 – 2000

CPU-Halter – Befestigung an der Traverse
CPU holder – to fix on the beam



Art.-Nr. Item-no.	912.600

Bitte beachten, der CPU-Halter kann nur in Verbindung mit geschlitzten Traversen verwendet werden!

Please note, the CPU holder can only be used in conjunction with slotted trusses!

Schiebeplattenträger
bar for sliding desktop




Art.-Nr. Item-no.	Plattentiefe top
912.SPT.600	600
912.SPT.800	800

Kabelwanne für Schiebeplattenträger
cable duct for sliding desktop

Art.-Nr. Item-no.	LK	Platte top
612.KW.080.SPT	600	800
612.KW.100.SPT	800	1000
612.KW.120.SPT	1000	1200
612.KW.140.SPT	1200	1400
612.KW.160.SPT	1400	1600
612.KW.180.SPT	1600	1800
612.KW.200.SPT	1800	2000



Abstandhalter für Gestelle in Blockstellung
spacer for frames in block-position



Art.-Nr. Item-no.	Abstand distance
910.002	225

CPU-Halter – Befestigung zwischen den Traversen an der Tischplatte

CPU holder – to fix between the beams on the desktop

Art.-Nr. Item-no.	912.800.Q

